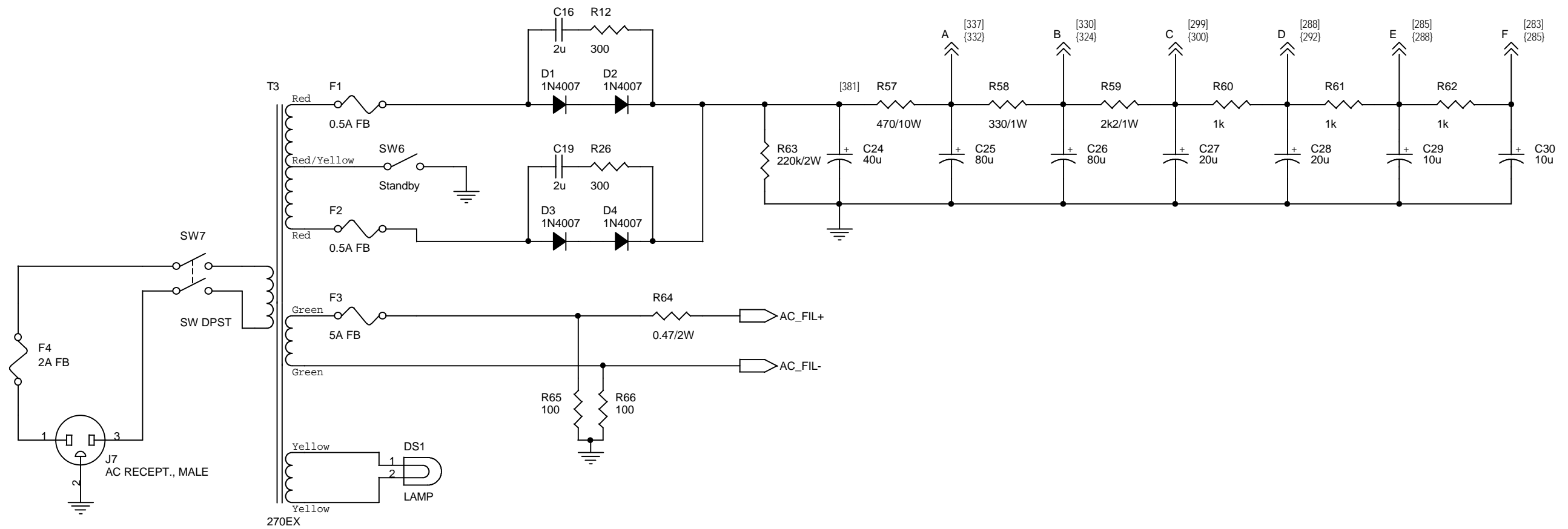


Voltage readings


[DC] idle, with respect to chassis ground

{DC} voltage predicted by simulation



NOTES:

1. All capacitors 450V or higher unless noted otherwise.
2. All resistors 1/2 Watt unless noted otherwise.



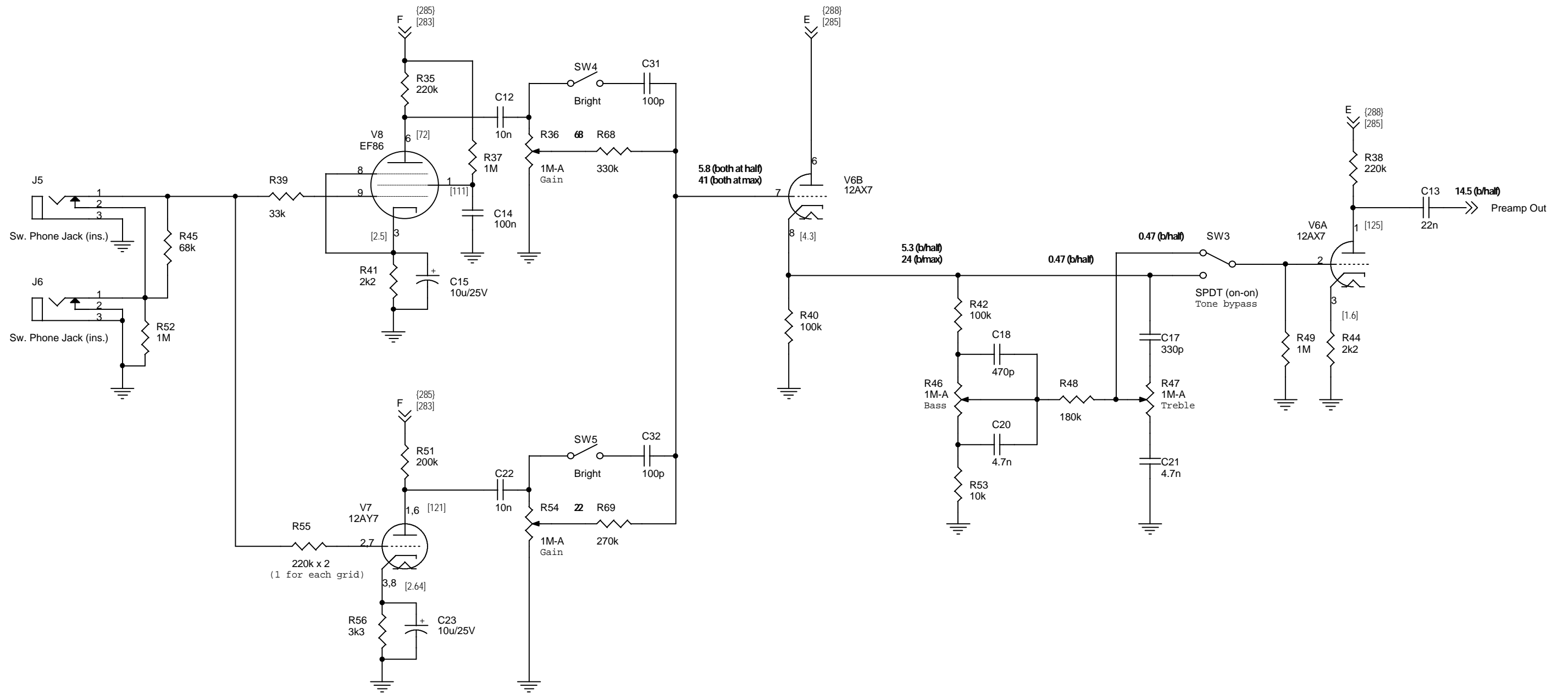
Harmonic Appliances

Verberator I

Size: B	Module: Power Supply
Date: Saturday, March 01, 2003	Sheet 1 of 4 Rev.: E
Copyright (c) 2003 Mark Lavelle All rights reserved.	

Voltage readings


- AC peak-to-peak signal, measured with scope, using 0.5V 200Hz sine wave input, gain controls at maximum, tone controls flat
- [DC] idle, with respect to chassis ground
- {DC} voltage predicted by simulation



NOTES:

1. All capacitors 450V or higher unless noted otherwise.
2. All resistors 1/2 Watt unless noted otherwise.

Rev. E: added bright switches.



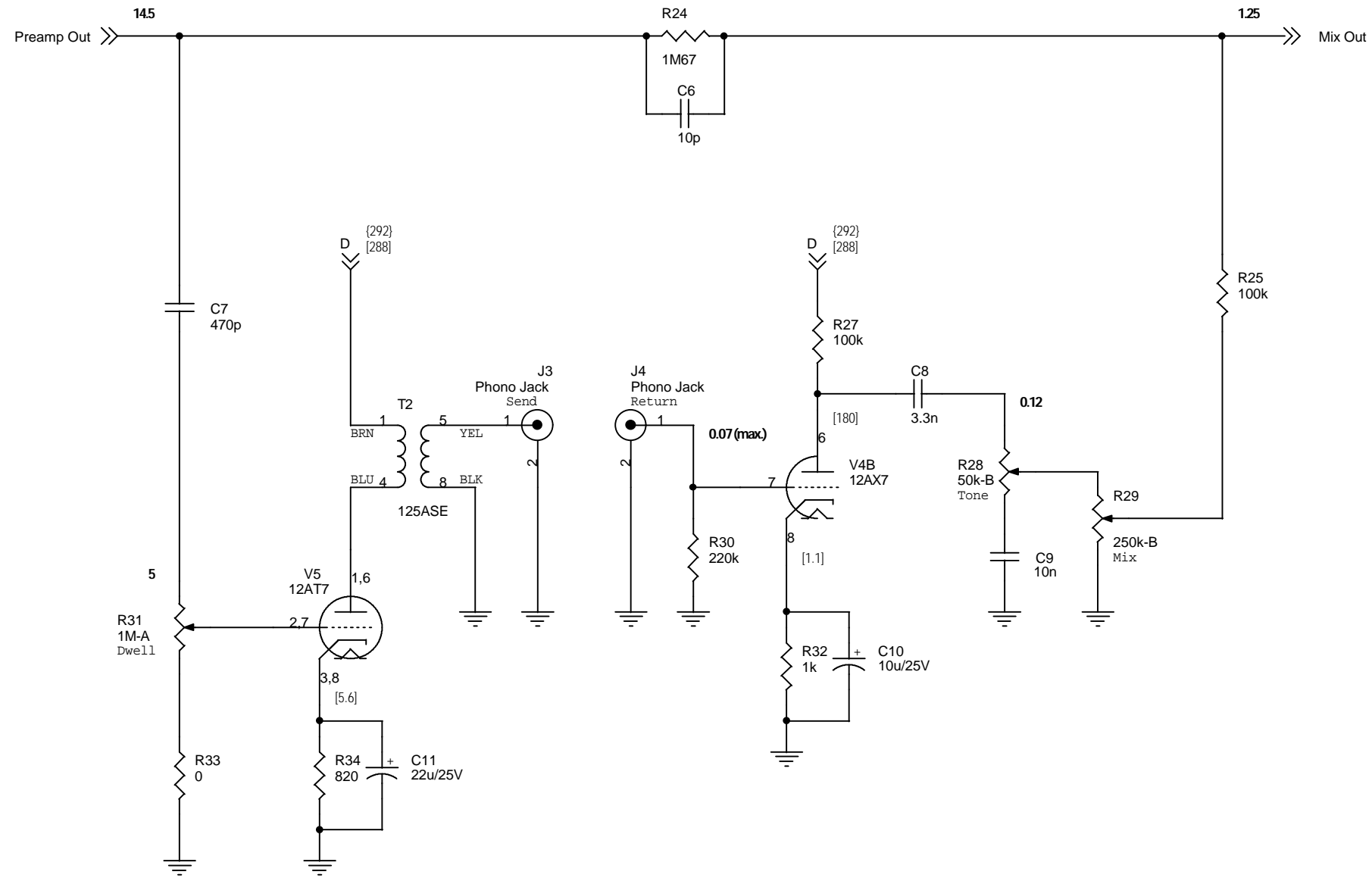
Harmonic Appliances

Verberator I

Size: B	Module: Preamp
Date: Saturday, March 01, 2003	Sheet 2 of 4 Rev.: E
Copyright (c) 2003 Mark Lavelle All rights reserved.	


Voltage readings

- AC peak-to-peak signal, measured with scope, both input gain controls at 1/2, tone controls flat: reverb controls all at half unless otherwise noted
- [DC] idle, with respect to chassis ground
- {DC} voltage predicted by simulation



NOTES:

- 1. All capacitors 450V or higher unless noted otherwise.
- 2. All resistors 1/2 Watt unless noted otherwise.



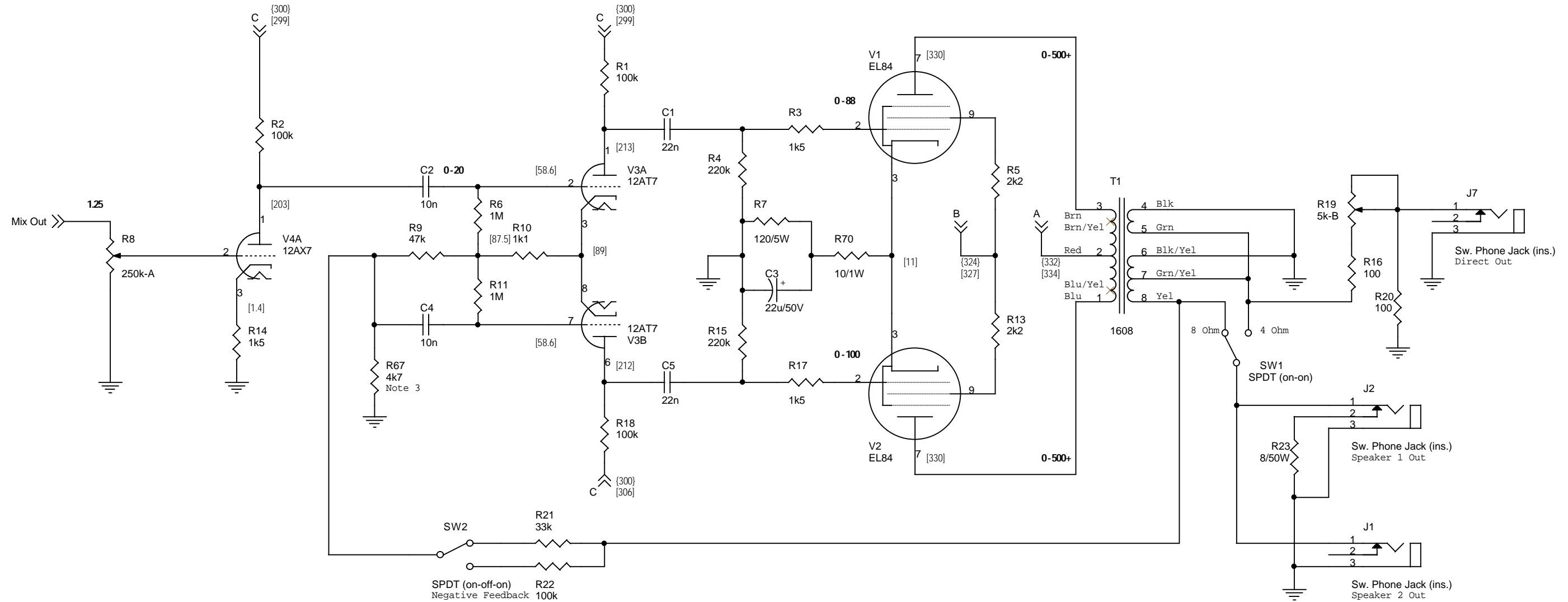
Harmonic Appliances

Verberator I

Size: B	Module: Reverb
Date: Saturday, March 01, 2003	Sheet 3 of 4 Rev.: E
Copyright (c) 2003 Mark Lavelle All rights reserved.	

Voltage readings


- AC peak-to-peak signal, measured with scope, using 0.5V 200Hz sine wave input, gain controls at maximum, tone controls flat
- [DC] idle, with respect to chassis ground
- {DC} voltage predicted by simulation



NOTES:

1. All capacitors 450V or higher unless noted otherwise.
2. All resistors 1/2 Watt unless noted otherwise.
3. Experiment with 100nF (+/- ??) bypass caps and value of R67.

Rev. E: added filtering across power supply diodes; changed R16 (direct out) from 1k to 100; changed R5 & R13 (screen resistors) from 100 to 2k2.



Harmonic Appliances

Verberator I

Size: B	Module: Power Amp
Date: Saturday, March 01, 2003	Sheet 4 of 4 Rev.: E
Copyright (c) 2003 Mark Lavelle	All rights reserved.